





**PORT  
ADRIANO**

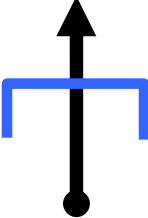

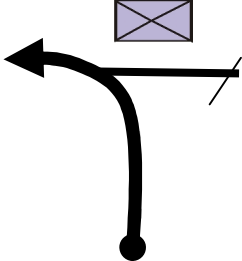
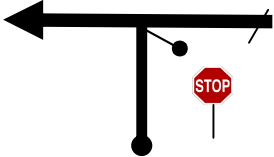

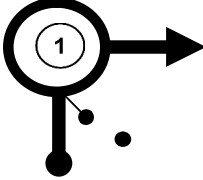
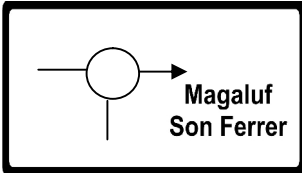
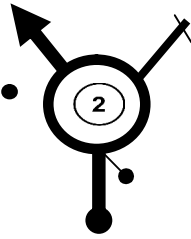





# Calibration

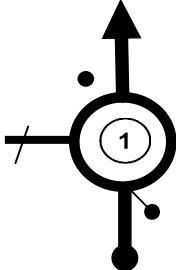

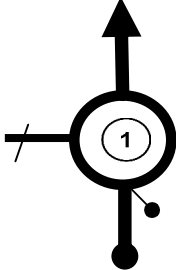
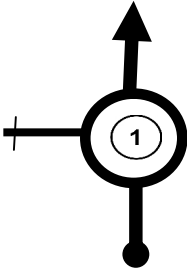
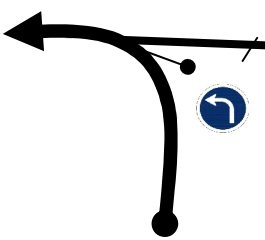
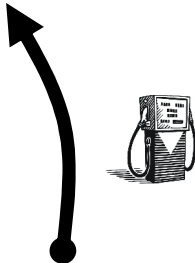

---



# Tramo de Calibración

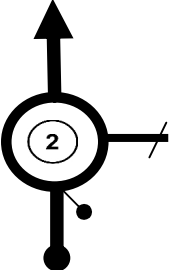
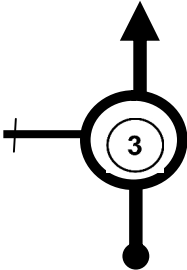
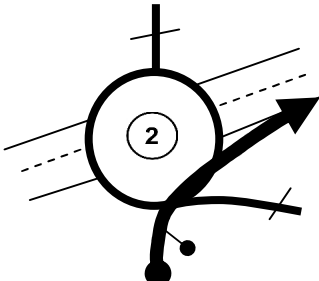

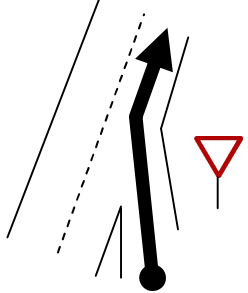



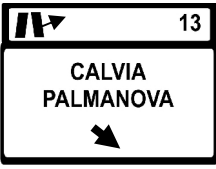
<b>550 Challenge Mallorca</b>		Distance	9,110	
Parque Cerrado				
Calibración				



DISTANCE		DIRECTION	INFORMATION	KM	MILLES
TOTAL	PARTIAL			TO GO	
0,000					0,00
	1	0,000	<b>Port Adriano</b>		9,110
0,060					0,04
	2	0,060		9,050	
0,720					0,45
	3	0,660		8,390	
0,800					0,50
	4	0,080		8,310	
1,200			Via de la Cornisa		0,75
	5	0,400		7,910	

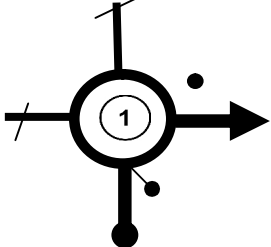

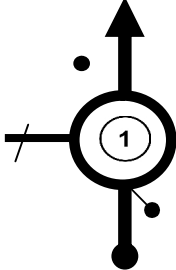

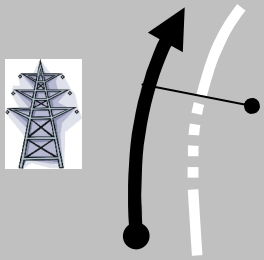
<b>550 Challenge Mallorca</b>		Distance	9,110	
Parque Cerrado				
Calibración				

DISTANCE		DIRECTION	INFORMATION	KM	MILLES
TOTAL	PARTIAL			TO GO	
2,180			c/ del Buho 		1,35
	6			0,980	
2,670			c/ del Buho		1,66
	7			0,490	
3,290			Carrer Tudó		2,04
	8			0,620	
4,230					2,63
	9			0,940	
4,360					2,71
	10			0,130	

550 Challenge Mallorca		Distance	9,110	
Parque Cerrado				
Calibración				

DISTANCE		DIRECTION	INFORMATION	KM	MILLES
TOTAL	PARTIAL			TO GO	
5,250				3,860	3,26
	11				
5,720				3,390	3,55
	12				
6,670	!!!		Ma-1 	2,440	4,14
	13				
7,050			Ma-1 	 2,060	4,38
	14				
8,310	!!!		Salida 13 	0,800	5,16
	15				

<b>550 Challenge Mallorca</b>		Distance	9,110	
Parque Cerrado				
Calibración				

DISTANCE		DIRECTION	INFORMATION	KM	MILLES
TOTAL	PARTIAL			TO GO	
8,690			Ma-1015 	0,420	5,40
	16				
8,920			Ma-1015 	0,190	5,54
	17				
9,110			Ma-1015	0,000	5,66
	18				




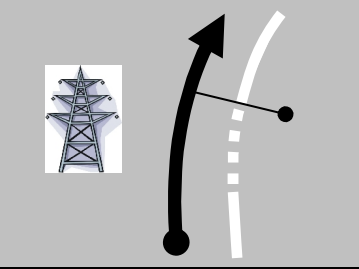
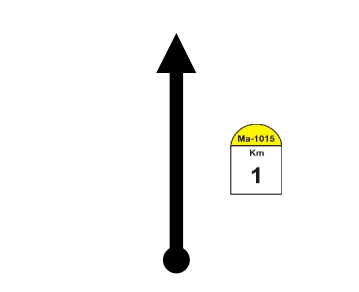

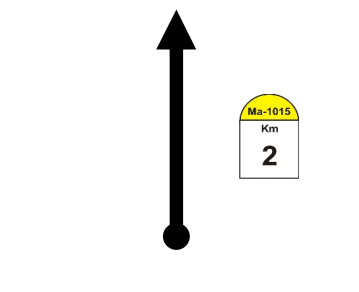

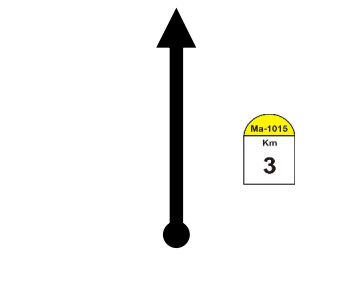
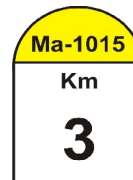
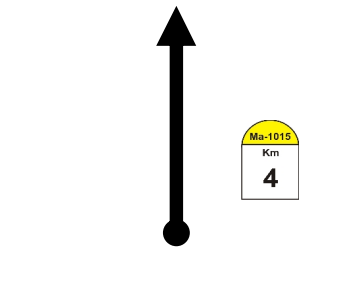
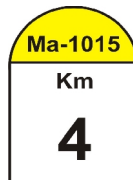
# PORT ADRIANO





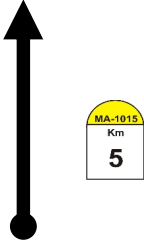

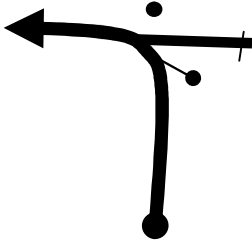



## Start Calibration



<b>550 Challenge Mallorca</b>		Distance	6,160	
Calibration				

DISTANCE		DIRECTION	INFORMATION	KM	MILLES
TOTAL	PARTIAL			TO GO	
0,000			Ma-1015		0,00
1	0,000	<b>Start Calibration</b>		6,160	
0,230			Ma-1015 		0,14
2	0,230			5,930	
1,230			Ma-1015 		0,76
3	1,000			4,930	
2,240			Ma-1015 		1,39
4	1,010			3,920	
3,220			Ma-1015 		2,00
5	0,980			2,940	

<b>550 Challenge Mallorca</b>		Distance	6,160	
Calibration				

DISTANCE		DIRECTION	INFORMATION	KM	MILLES
TOTAL	PARTIAL			TO GO	
4,200			Ma-1015 		2,61
	6			0,980	
5,400			Ma-1015 		3,36
	7			1,200	
6,160			Ma-1015 		3,83
	8			0,760	